

Peartree Way Nursery School

Milestone 1

- Respond to a sound or a visual cue by looking, copying, gesture, signing, speaking or repeating
- Play and have fun

Milestone 2

- Notice and attend to one other friend taking turns and offering help with adult support
- Take turns in a conversation with an adult
- Say "Stop I don't like that"

Curriculum Aspirations

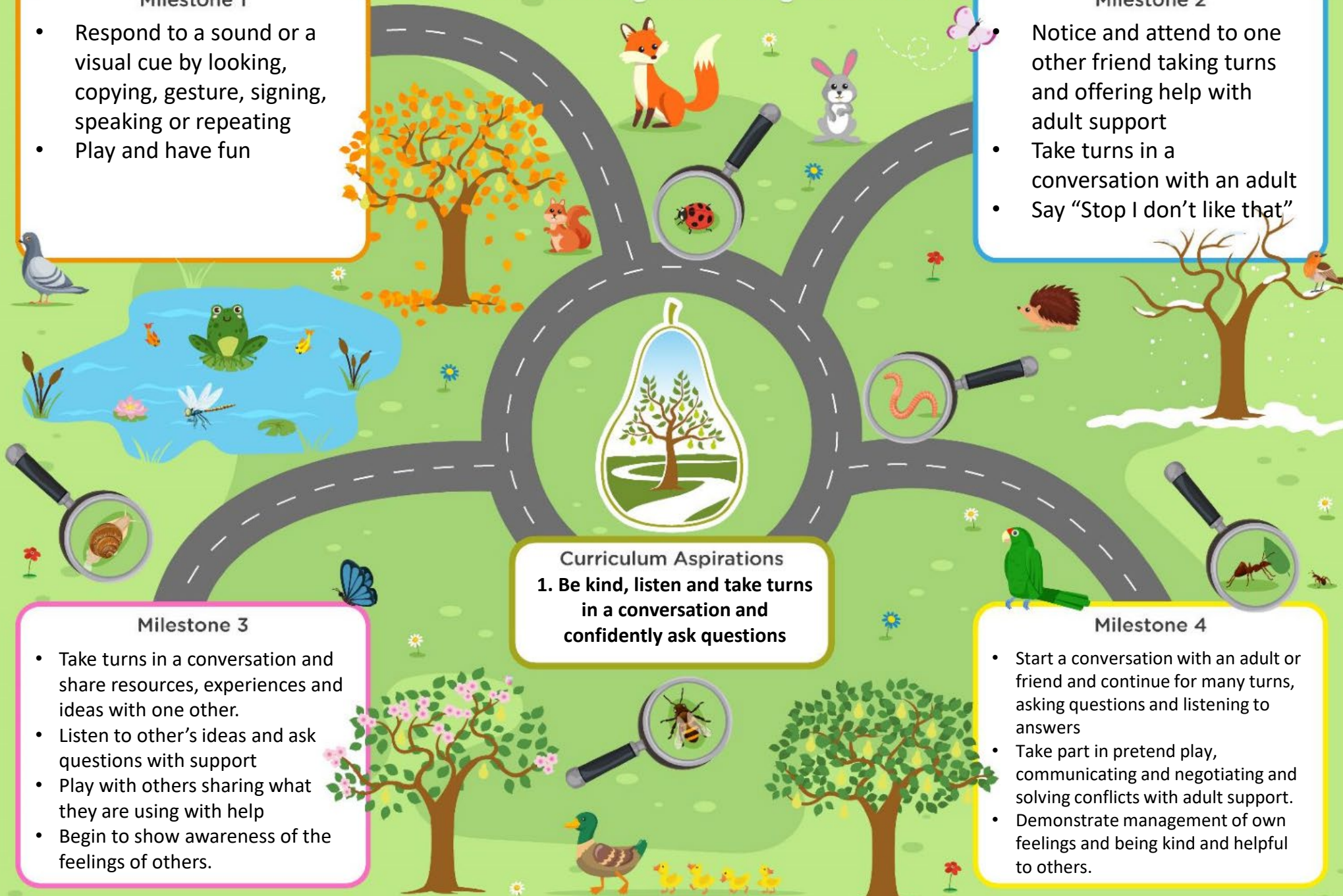
1. Be kind, listen and take turns in a conversation and confidently ask questions

Milestone 3

- Take turns in a conversation and share resources, experiences and ideas with one other.
- Listen to other's ideas and ask questions with support
- Play with others sharing what they are using with help
- Begin to show awareness of the feelings of others.

Milestone 4

- Start a conversation with an adult or friend and continue for many turns, asking questions and listening to answers
- Take part in pretend play, communicating and negotiating and solving conflicts with adult support.
- Demonstrate management of own feelings and being kind and helpful to others.



Peartree Way Nursery School

Milestone 1

- Access outdoor resources to develop core strength
- Help adults to move loose parts

Milestone 2

- Balance on a low beam, clatter bridge, beam slide and bouncing equipment
- Help adults to move loose parts to create an obstacle course

Curriculum Aspirations 2. Be confident to move our bodies in different ways

Milestone 3

- Swing on the trapeze, climbing frame bars and the monkey bars
- Work together to create an obstacle course with support to assess risk

Milestone 4

- Use the steps on the tree house, climbing frame and ladders
- Create an obstacle course whilst assessing risk and checking safety



Peartree Way Nursery School

Milestone 1

- Use muscles in their hands to make smaller movements with decreasing support when making a model

Milestone 2

- Hammer nails or golf tees into softer objects e.g. pumpkins, balsa wood with support
- Use the tools with increasing independence

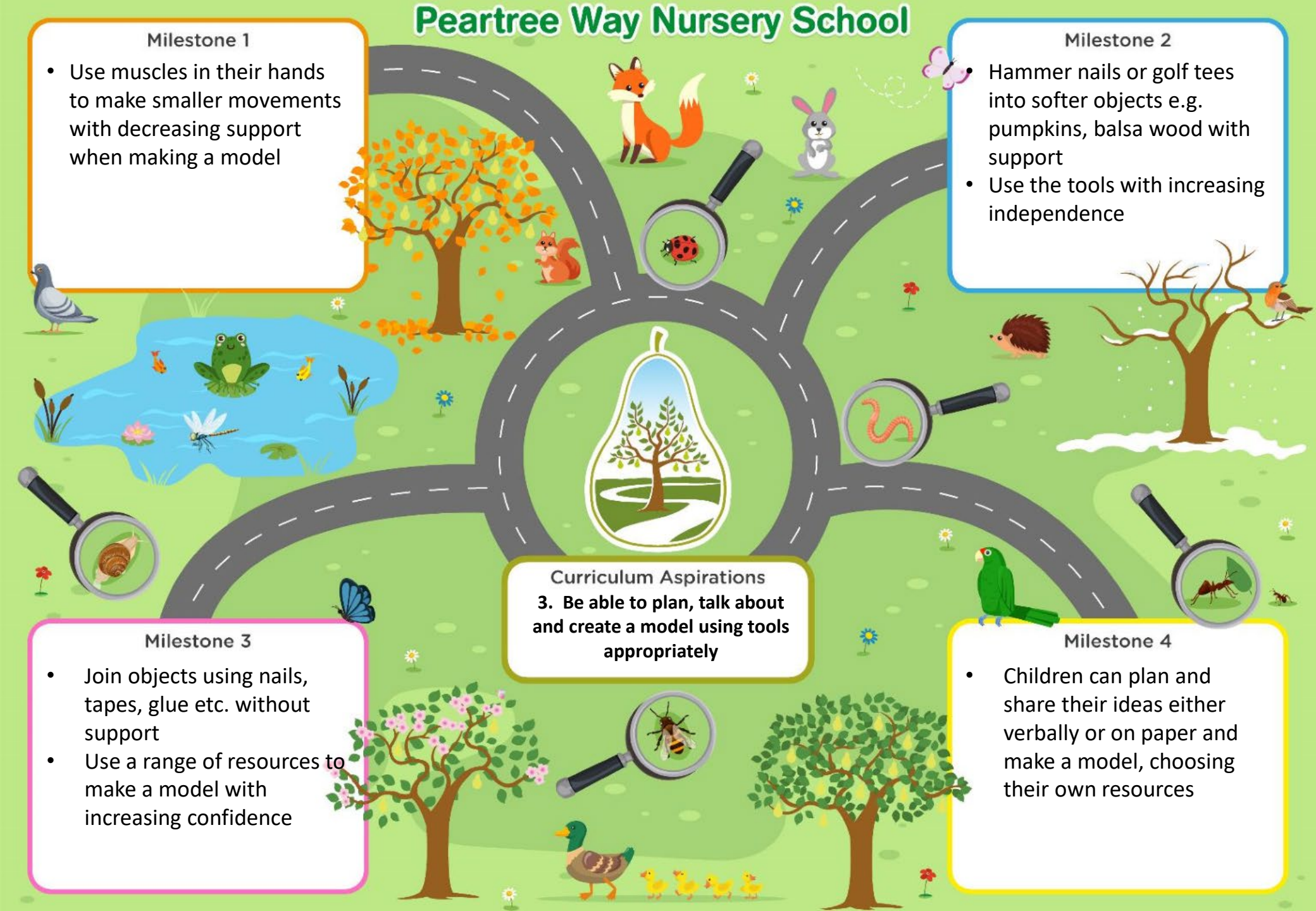
Curriculum Aspirations
3. Be able to plan, talk about and create a model using tools appropriately

Milestone 3

- Join objects using nails, tapes, glue etc. without support
- Use a range of resources to make a model with increasing confidence

Milestone 4

- Children can plan and share their ideas either verbally or on paper and make a model, choosing their own resources



Peartree Way Nursery School

Milestone 1

- Share opportunities for repeated exposure to nursery rhymes, familiar songs and poems
- Point to pictures which capture their interest with adults sharing key vocabulary

Milestone 2

- Sit and listen to a story with adults sharing additional key vocabulary
- Handle books with care and access them independently

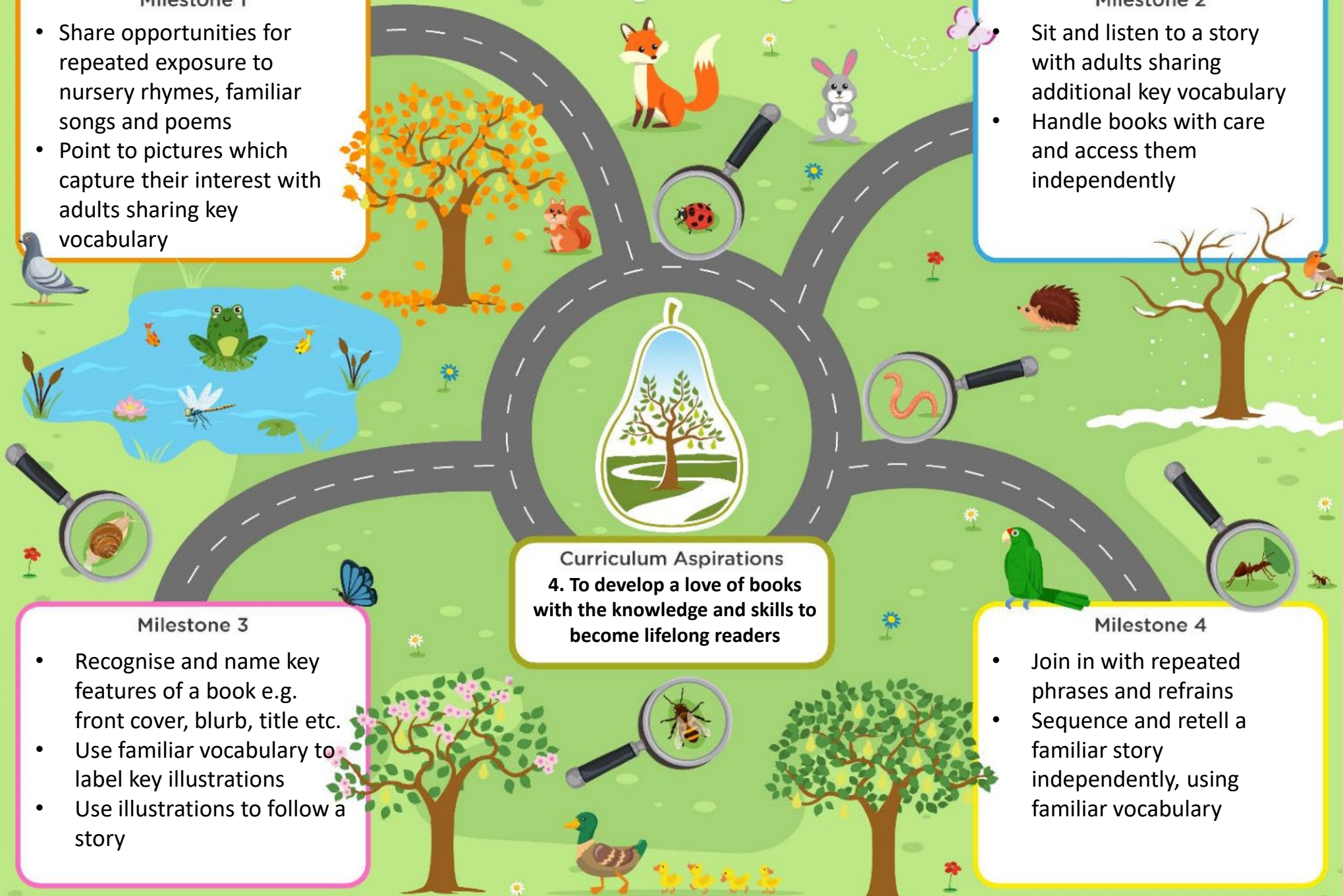
Curriculum Aspirations
4. To develop a love of books with the knowledge and skills to become lifelong readers

Milestone 3

- Recognise and name key features of a book e.g. front cover, blurb, title etc.
- Use familiar vocabulary to label key illustrations
- Use illustrations to follow a story

Milestone 4

- Join in with repeated phrases and refrains
- Sequence and retell a familiar story independently, using familiar vocabulary



Peartree Way Nursery School

Milestone 1

- Use the muscles in their hands and arms to make big movements using a variety of resources and equipment

Milestone 2

- Make random marks with their fingers and some tools. They give meaning to their marks e.g. "That's Mummy" or "It's a spider"

Milestone 3

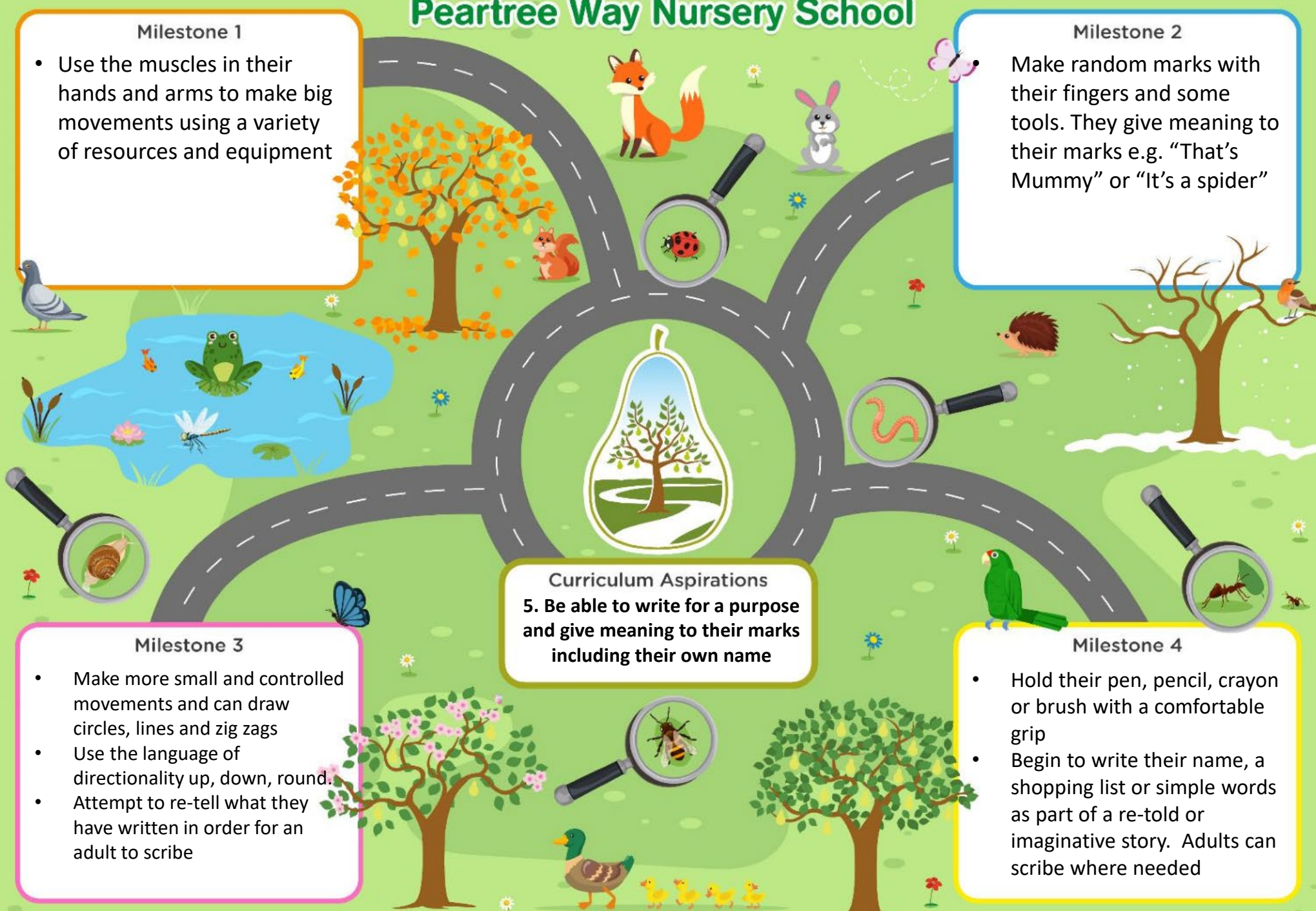
- Make more small and controlled movements and can draw circles, lines and zig zags
- Use the language of directionality up, down, round.
- Attempt to re-tell what they have written in order for an adult to scribe

Curriculum Aspirations

- 5. Be able to write for a purpose and give meaning to their marks including their own name

Milestone 4

- Hold their pen, pencil, crayon or brush with a comfortable grip
- Begin to write their name, a shopping list or simple words as part of a re-told or imaginative story. Adults can scribe where needed



Peartree Way Nursery School

Milestone 1

- Notice number in the environment
- Begin to count randomly using real objects

Milestone 2

- Recognise numbers from 1-5 and then 1-10 and begin to count using 1:1 correspondence

Curriculum Aspirations
6. Be able to use their understanding of number in different contexts

Milestone 3

- Subitise with under 5 objects with growing accuracy

Milestone 4

- Use mathematical words e.g. one more, one less, bigger than etc. in context



Peartree Way Nursery School

Milestone 1

- Develop the independence skills to wash their hands and the need to observe hygiene rules
- Pour their own drink with increasing independence
- Mix different ingredients such as sand and water or flour/cornflour and water noticing the change in consistency

Milestone 2

- Select and use a range of tools e.g. spoons, rolling pins or knives etc. with increasing independence
- With support, use measures and make familiar recipes such as play dough, cakes and biscuits

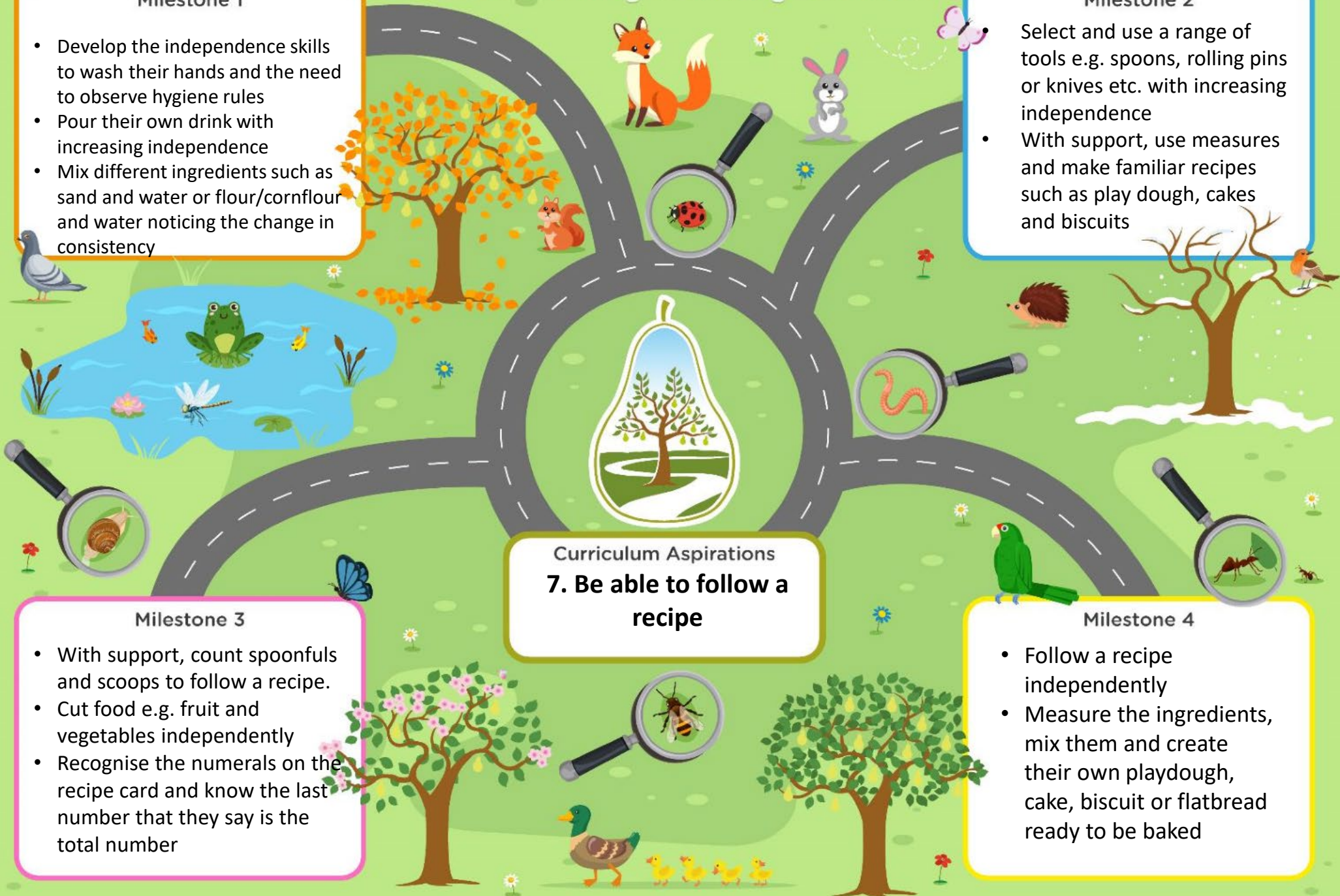
Curriculum Aspirations 7. Be able to follow a recipe

Milestone 3

- With support, count spoonfuls and scoops to follow a recipe.
- Cut food e.g. fruit and vegetables independently
- Recognise the numerals on the recipe card and know the last number that they say is the total number

Milestone 4

- Follow a recipe independently
- Measure the ingredients, mix them and create their own playdough, cake, biscuit or flatbread ready to be baked



Peartree Way Nursery School

Milestone 1

- Develop the independence skills to put coats, wellies, shoes and waterproofs off and on
- Children can listen, pay attention and follow simple instructions and rules

Milestone 2

- Use appropriate language to ask questions and may predict what may happen and why
- Children will be able to notice and be fascinated by what they find or experience. They can name living things in the environment such as a worm or snail

Curriculum Aspirations 8. Be able to experience and notice changes in their environment

Milestone 3

- Notice the similarities and differences between living things, materials and growth

Milestone 4

- Notice and talk about materials using the language of wet, dry, or the texture rough, soft, especially when participating in Forest School
- Notice and talk about the features of minibeasts e.g. wings, legs, shell

